

## Accomplishments



As part of succession planning, SCDOT has developed a leadership education and development (LEAD) program which is designed to provide cross training and leadership skills for members of our team. This is especially important with the pending retirement of a large segment of the agency's senior leadership over the next 2-3 years. The inaugural class of the LEAD Program began their leadership & agency cross training this past month with a planned completion date of December 2016.

### **I-85/385 Gateway Groundbreaking**

A groundbreaking ceremony was held in Greenville on February 5, 2016 to mark the beginning of construction on the \$231 million project to significantly improve the efficiency and safety of the I-85/I-385 interchange. The project will replace bridges and widen both interstates in the immediate vicinity of the interchange. The project referred to as the 85/385 Gateway is the second largest project in the 99-year history of SCDOT. The 85/385 Gateway interchange has the second largest ADT in the state (Carolina Crossroads is #1). The project has been in the design phase for a little over a year. The news that construction would be getting underway in February of 2016, including the details of how the finished interchange would improve traffic was well-received by state and local officials and the media in the Greenville area. Completion of the project is scheduled for the summer of 2019.



### **Winter Weather**

SCDOT mobilized for winter weather in the latter part of January. Five of the seven Districts began pre-treating operations during the week beginning Monday January 18. Counties that expected more severe ice and snow scheduled crews around the clock in 12-hour shifts later in the week. Fortunately, this front was fast-moving and counties and Districts began going into "on-call" status late Saturday January 23. Upstate counties continued the watch for refreezing on interstates and bridges on Saturday night. The Customer Center expanded its Friday hours and reopened on Saturday until 3:00 p.m. Updates for the public were posted on social media at regular intervals until the storm had cleared the state. The new Upstate salt dome was used for the first time since its construction was completed.



### **Secretary Hall Confirmed**

The South Carolina Senate on Thursday January 28, 2016 confirmed the appointment by Governor Nikki Haley of Christy A. Hall as Secretary of Transportation by a vote of 38-0. "I am honored to serve the Great State of South Carolina and I greatly appreciate Governor Haley providing me this opportunity to lead the dedicated men and women of the SC Department of Transportation," said Secretary Hall following the confirmation vote.

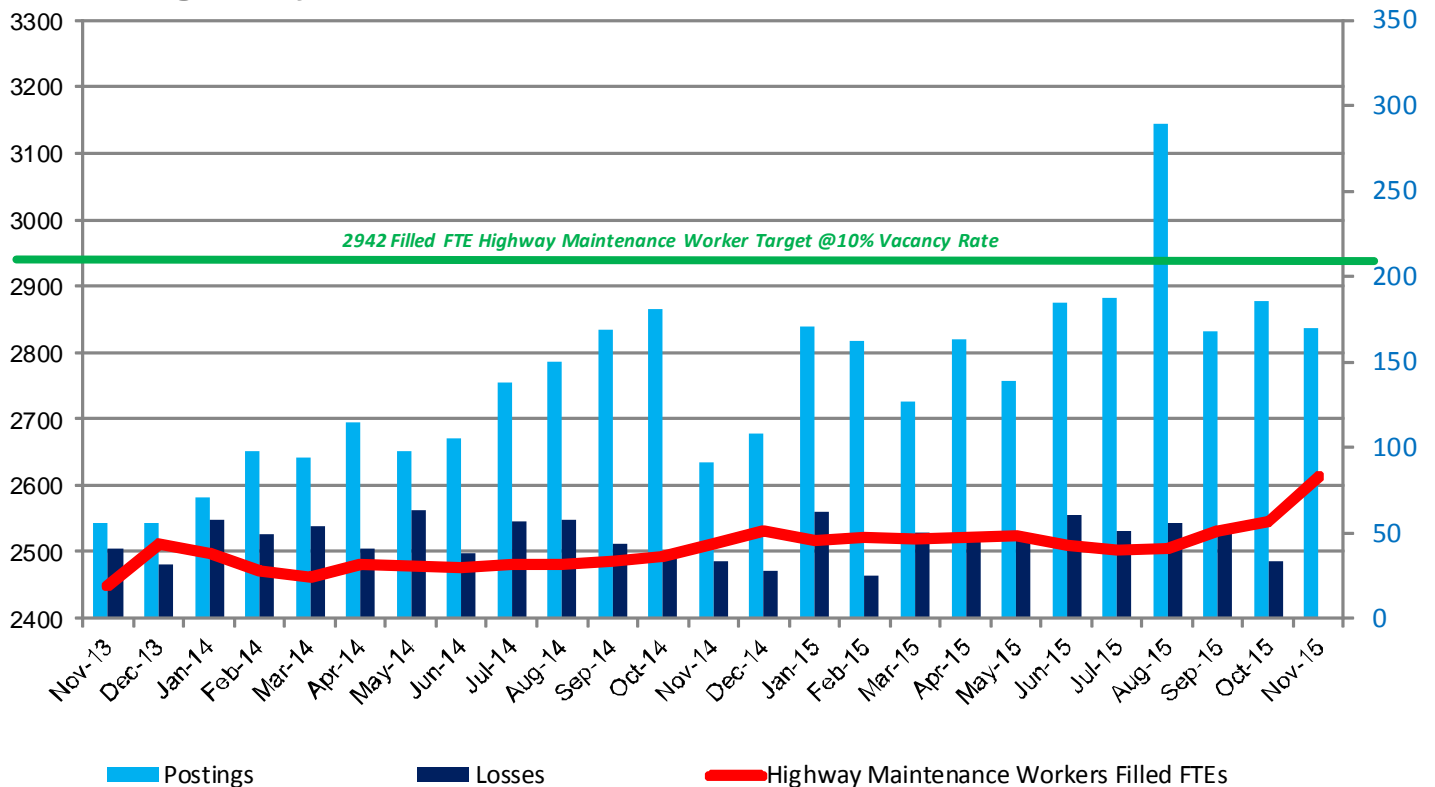
**SOUTH CAROLINA FATALITES**  
JAN. 1 - FEB. 15, 2016

92

## Management Initiative: Stabilize the Workforce & Leadership Team

A stable workforce and leadership team is critical to being able to reliably deliver our annual program. High levels of turnover with our Highway Maintenance Workers is affecting our ability to provide timely services to our customers and effectively manage the execution of our annual routine maintenance plan.

### Highway Maintenance Worker Manpower Trends



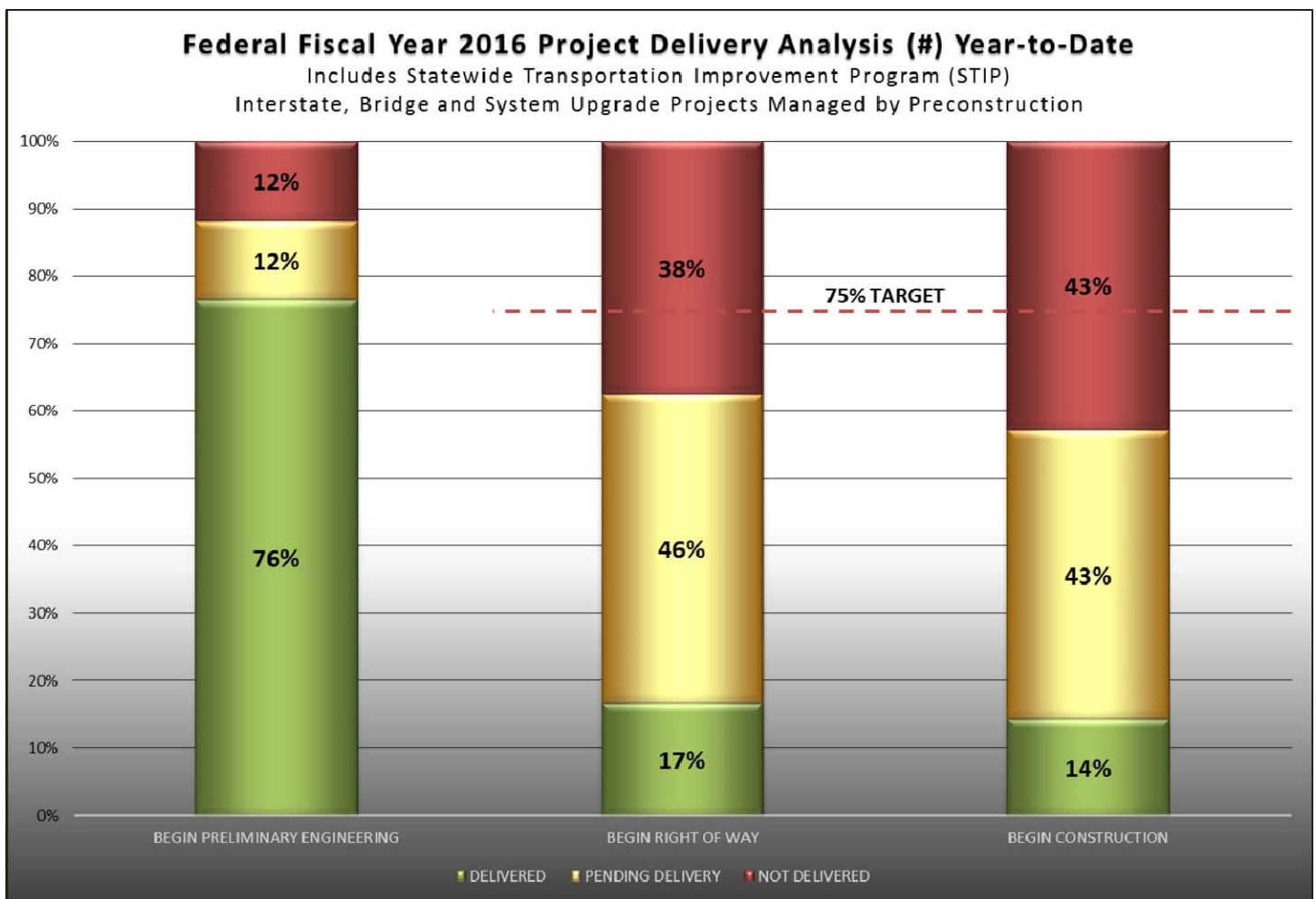
## Management Initiative: Improve Project Delivery

Delivering projects on-time and on-budget are the expectations of our stakeholders. Delayed projects introduce additional costs in escalating material costs and higher user costs due to uncorrected deficiencies in the performance or condition of the state highway system.

SCDOT is currently developing 471 projects in the pre-construction pipeline at an estimate value of \$1.4 Billion.

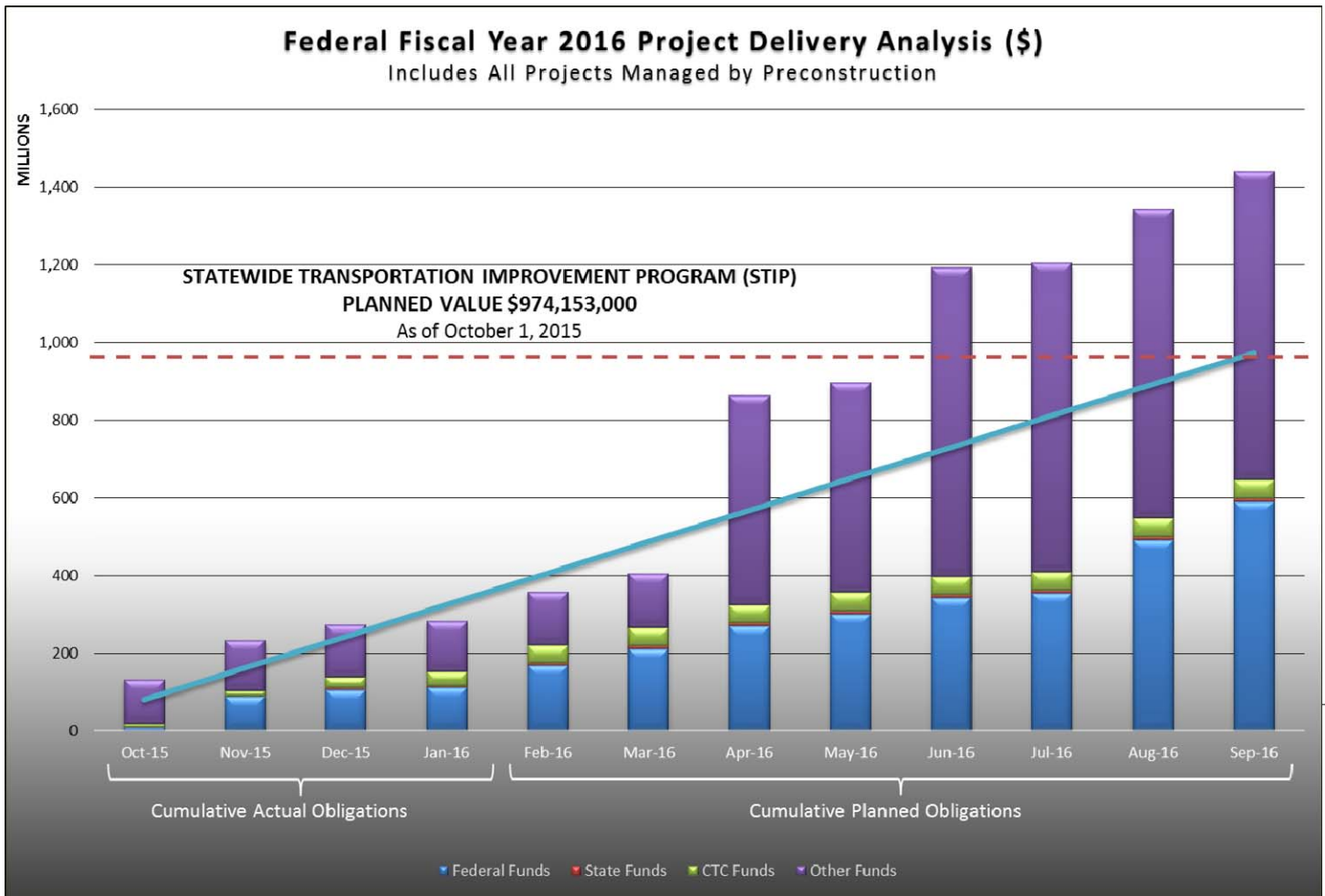
SCDOT currently is managing the construction phase of 343 highway & bridge projects at a value approaching \$1.9 Billion which includes \$1.42 Billion in contracts for SCDOT plus \$453 Million in Local Sales Tax Programs & Local Public Agency (LPA) Projects.

*These projects are a mix of resurfacing, widening, new location and other road & bridge activities.*



**Targets: Begin Right of Way acquisition and Construction on-time on 75% of the projects.**

## Management Initiative: Improve Project Delivery

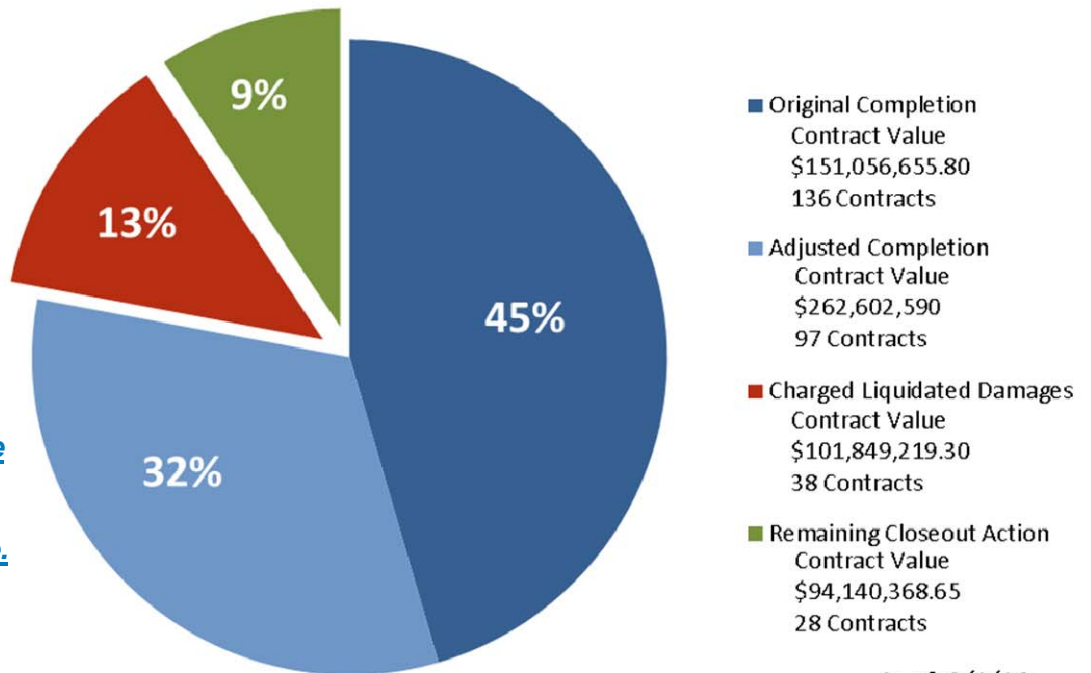


**Target: Achieve State Transportation Improvement Plan (STIP) Planned Values Annually**

## Management Initiative: Improve Project Delivery

### 12 Month Construction On-Time by Number of Contracts Substantial Work Completed: February 2015 to January 2016

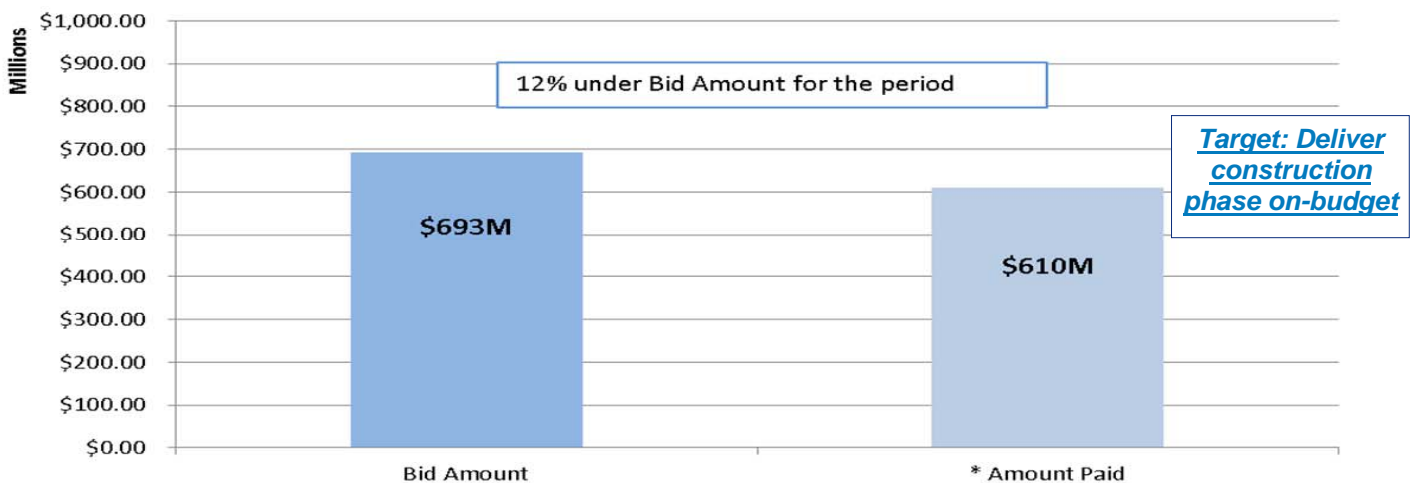
Target: Complete the construction of at least 50% of our projects on schedule.



Notes:  
Graph percentages are based on the number of contracts

As of 2/1/16  
Source: DOC

### 12 Month On-Budget Summary Completed Projects February 2015 - January 2016



\*Amount paid includes: Change Orders plus Line Item Adjustments (fuel, liquid binder, incentives, disincentives, etc.) minus Contract Extensions

As of 2/1/16  
Source: DOC



## Management Initiative: Simplify Messaging & Provide Visibility

Providing easy to understand and up to date information on the activity, resourcing and utilization of those resources are expected by the tax payers of this Great State.



**SCDOT** @SCDOTPress · Feb 2  
The emergency repairs on Caughman Road in Richland County are done & the roadway opened to traffic Monday afternoon

**Clyde Calhoun** @clydecalhoun43 · Feb 2  
@SCDOTPress wow great work.

**Girl Scouts of SC-MM** @gsscmm  
Thank you for all your hard work!

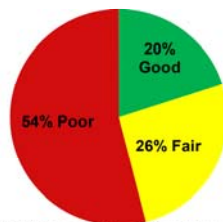
**Charleston District** @CharlestonCorps  
Excellent work! This is a major effort.

**SCDOT** @SCDOTPress  
Photos show the flood damage to Caughman Rd and the newly repaired road now open in Richland County.

**SCDOT Retweeted**  
**Caitlin Byrd** @MaryCaitlinByrd · Jan 22  
Handy stuff! #chswx #scwx

**SCDOT** @SCDOTPress  
SCDOT is providing around the clock road conditions; visit our home page [scdot.org](http://scdot.org)

### SC's Primary System


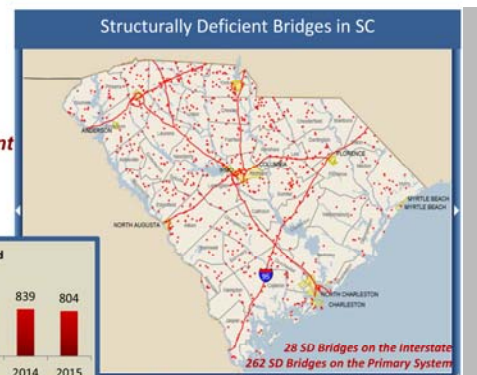


2014 Primary Pavement Conditions

### SC's Bridges

Most of our 8,436 bridges are in Good Condition.

However, our Structurally Deficient bridges need to be addressed... especially the bridges that our economy relies on.



## Management Initiative: Procurement of Professional Services

Outside professional services are utilized by SCDOT in order to assist in the delivery of our annual road and bridge program. Consultants are engaged to provide specialized services, such as underwater bridge inspection, and to help fill in any gaps in internal staffing capabilities or availability. In accordance with federal requirements, consultants are selected utilizing a qualification based selection process. SCDOT's selection of consultants must be conducted in a manner to ensure there is no real or perceived favoritism towards former employees.

Contract Type/ Task	SFY 12-13	SFY 13-14	SFY 14-15	SFY 15-16
	Actual Invoiced Amounts			Year to Date Invoiced Amounts
Project Specific Construction Engineering & Inspection	\$9,475,605	\$4,859,850	\$2,181,462	\$1,851,289
On Call Construction Engineering & Inspection	\$7,314,830	\$8,107,078	\$8,951,097	\$5,881,867
Project Design/General Engineering	\$14,168,481	\$12,288,490	\$8,790,292	\$7,531,816
Archaeology*	\$0	\$0	\$0	\$0
Bridge Design**	\$0	\$0	\$252,830	\$368,514
Concrete & Steel	\$25,586	\$66,406	\$0	\$0
Design Build Preparation**	\$0	\$0	\$418,691	\$265,726
Environmental Construction & Compliance**	\$0	\$0	\$182,865	\$436,436
Environmental Small Purchase**	\$0	\$0	\$86,166	\$97,937
Foundation Testing	\$106,793	\$186,171	\$79,252	\$105,247
General Engineering Services	\$3,416,387	\$2,886,832	\$1,844,536	\$680,011
Geotechnical	\$1,122,774	\$774,136	\$809,288	\$1,225,414
Hazardous Materials*	\$0	\$0	\$0	\$0
Hydrology*	\$0	\$16,944	\$0	\$0
Interstate Rehabilitation**	\$0	\$0	\$0	\$233,309
Lead Paint	\$552,357	\$46,672	\$167,975	\$0
National Environmental Policy Act	\$127,123	\$228,561	\$52,535	\$8,222
Noise Analysis	\$0	\$0	\$0	\$51,274
Permitting	\$399,628	\$499,108	\$284,394	\$96,705
Photogrammetric	\$0	\$0	\$0	\$77,047
Pipe Video*	\$1,103,846	\$439,382	\$0	\$0
Planning	\$0	\$0	\$0	\$332,979
Right of Way	\$164,529	\$64,430	\$21,156	\$2,800
Roadway Design/Intersection Improvements**	\$0	\$0	\$0	\$106,664
Signal Systems	\$298,026	\$369,809	\$546,117	\$123,672
Subsurface Utility Engineering	\$0	\$59,052	\$666,032	\$144,282
Traffic Safety Engineering**	\$0	\$0	\$0	\$139,296
Transportation Alternatives Design**	\$0	\$0	\$118,034	\$212,540
	<b>\$38,275,964</b>	<b>\$30,892,923</b>	<b>\$25,452,724</b>	<b>\$19,973,047</b>

\* No longer Established On Call Contracts

\*\* On Call Contracts executed in 2014