



SCDOT Commission Workshop Financial Update

Presented April 19, 2012 by
SCDOT Chief Financial Officer Jim Warren

Current Cash Status

- * Approximately \$25 Million in supplier, contractor & consultant payments have been sent to the Comptroller General in the Month of April
- * Cash balance as of April 16 = \$98 Million
 - \$23 Million in payments are at the CG's Office being processed or waiting payment
 - \$13 Million expected to be sent to the CG's Office for payment between April 16 and April 20
- * The April Part 1 Federal Reimbursement is expected April 23
- * SCTIB payments are current

Accounts Payable Report as of April 16, 2012

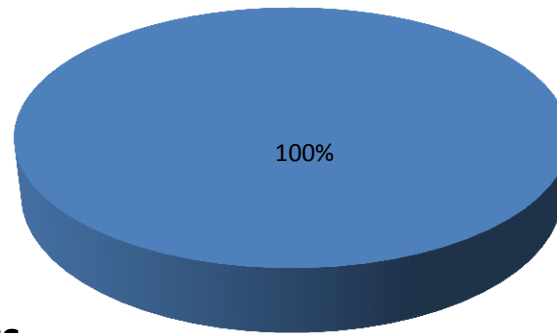
	# of Invoices	% of Invoices	Value	% of TOTAL Value
Construction Contractors	84	38%	\$ 15,941,532	86%
Other (ROW Acquisitions, Claims, Utilities, etc)	137	62%	\$ 2,635,471	14%
Consultants	0	0%	\$ 0	0%
TOTAL	221		\$ 18,577,004	

*Interdepartmental Transfers are excluded.

Aging Report as of April 16, 2012

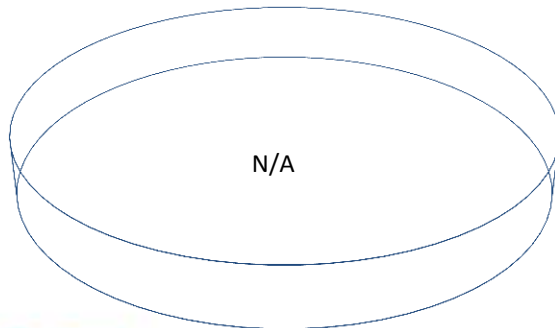
Based on Calendar Days

Construction Contractors
\$15.9 M (84 items)

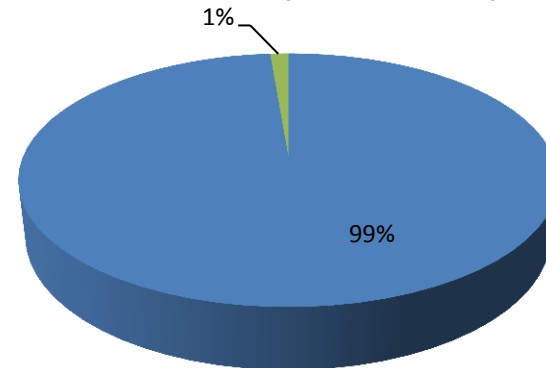


- 1-30 Calendar Days
- 31-45 days
- 46-60 days
- greater than 60

Consultants
\$0 M (0 items)



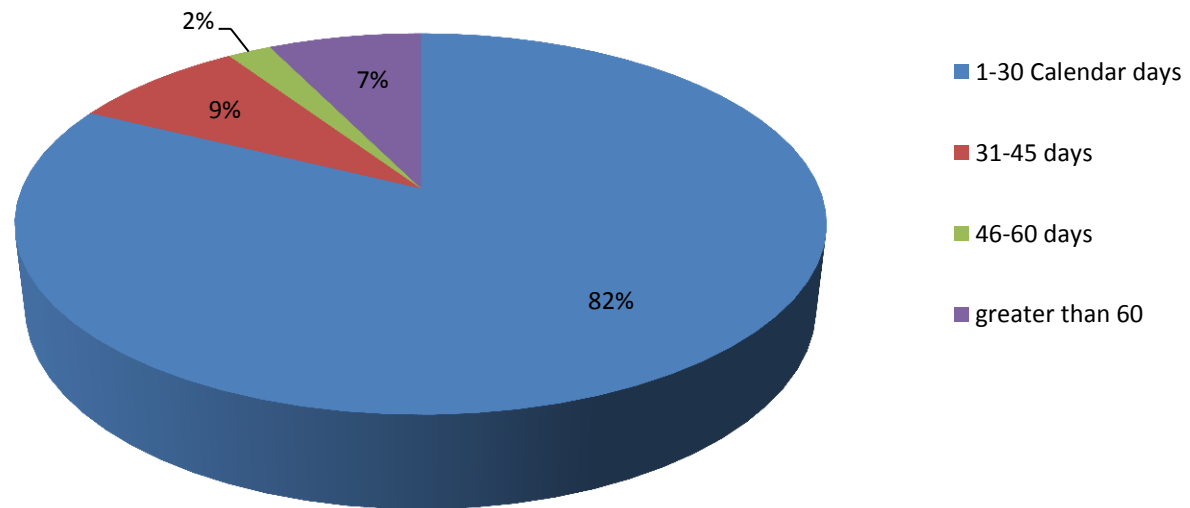
Other/Utilities
\$2.6 M (137 items)



Aging Report

Purchase Order Invoices Processed Week of April 9, 2012 Based on Calendar Days

Purchase Orders
\$1.7 M (574 items)



SPRAM Review

Monitoring State Motor Fuel Revenues

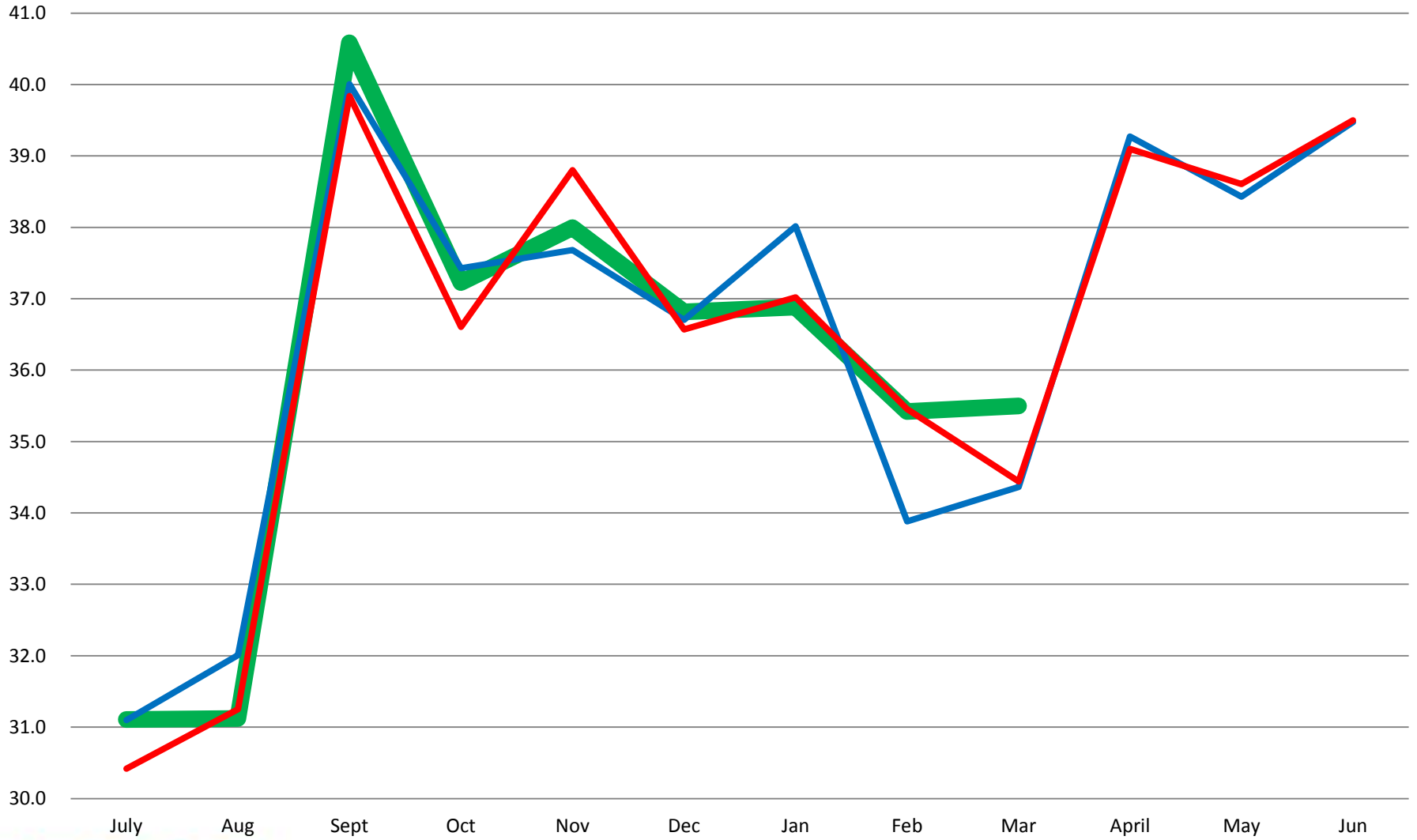
Comparison Of Monthly State Motor Fuel Revenues

(in millions)

	SFY	SFY	Average	Year to Date	Year to Date
	11-12	10-11	2007 to 2011	Variance to 2011	Variance to 5 yr Average
July	\$31.1	\$31.1	\$30.4	\$0.0	\$0.7
Aug	\$31.1	\$32.0	\$31.3	(\$0.9)	\$0.6
Sept	\$40.6	\$40.0	\$39.8	(\$0.3)	\$1.3
Oct	\$37.2	\$37.4	\$36.6	(\$0.5)	\$1.9
Nov	\$38.0	\$37.7	\$38.8	(\$0.2)	\$1.1
Dec	\$36.8	\$36.7	\$36.6	(\$0.1)	\$1.4
Jan	\$36.9	\$38.0	\$37.0	(\$1.2)	\$1.2
Feb	\$35.4	\$33.9	\$35.5	\$0.3	\$1.2
Mar	\$35.4	\$34.4	\$34.4	\$1.4	\$2.2
April		39.3	39.1		
May		38.4	38.6		
Jun		39.5	39.5		
Period to Date	\$322.6	\$321.2	\$320.4	\$1.4	\$2.2
% Variance				0.44%	0.69%

SPRAM Review

Monitoring State Motor Fuel Revenues



FY 2012 Actual FY 2011 Actual Five Year Average

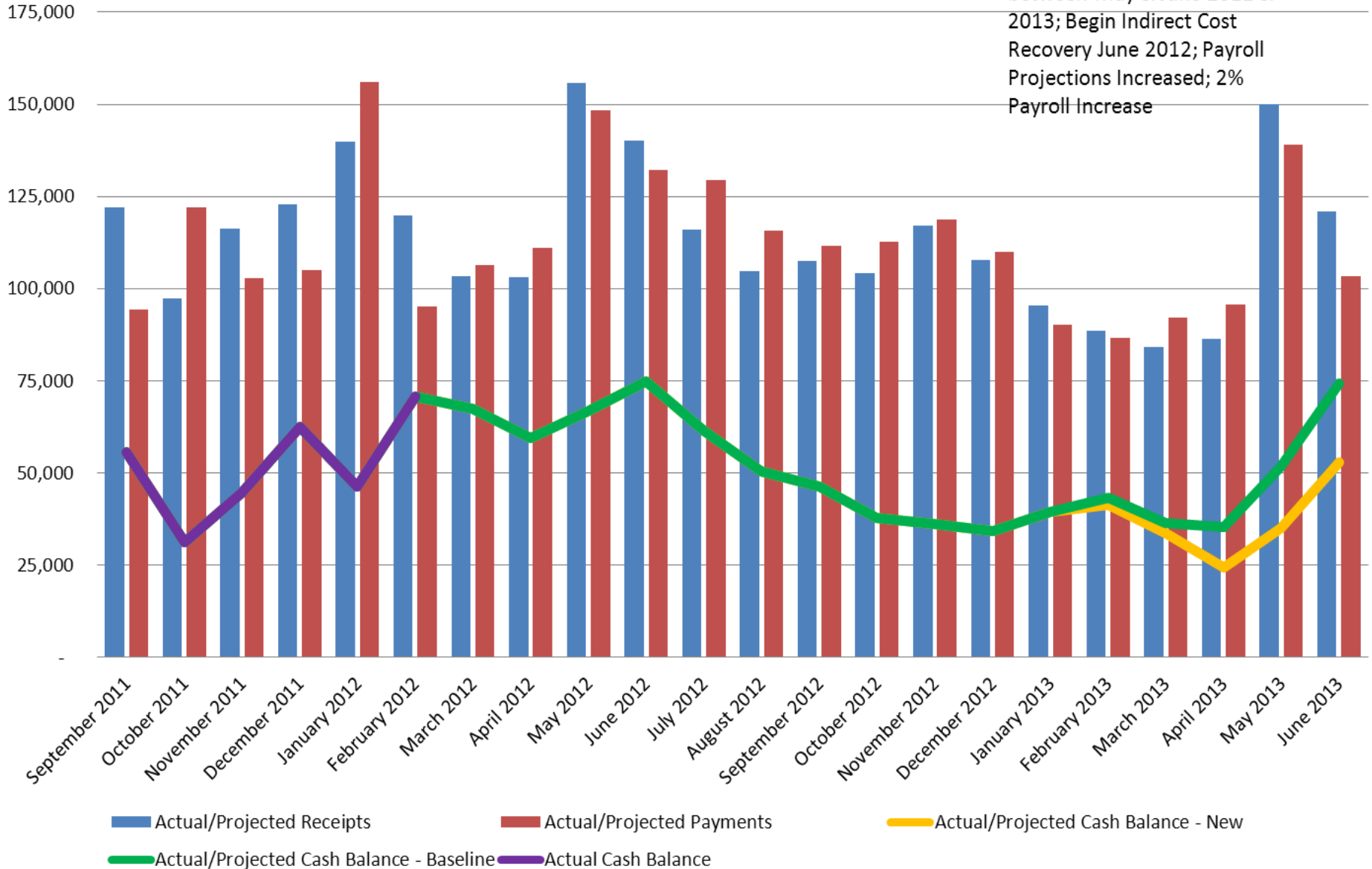


SCDOT Projected Cash Receipts, Payments & Balance

April 10, 2012

New Baseline thru November 2012 Lettings

Split SIB Reimbursement between May & June 2012 & 2013; Begin Indirect Cost Recovery June 2012; Payroll Projections Increased; 2% Payroll Increase



Finance and Administration Team

Deputy Secretary Christy A. Hall, P.E., C.P.M

Jim Warren, Chief Financial Officer

Please contact our office with additional questions or comments at (803) 737-1240.